

FAMILY CHECKUP

POSITIVE PARENTING
PREVENTS DRUG ABUSE

Communication

Good communication between parents and children is the foundation of strong family relationships. Developing good communication skills helps parents catch problems early, support positive behavior, and stay aware of what is happening in their children's lives.

Before you begin...

- Be sure it's a good time to talk and you can focus 100% on communicating with your child
- Have a plan
- Gather your thoughts before you approach your child
- Be calm and patient
- Limit distractions

Key communication skills include:

Questioning—The kind of information you receive depends a lot on how you ask the question.

- **Show interest/concern.** Don't blame/accuse. For example, instead of "how do you get yourself into these situations!" say "That sounds like a difficult situation. Were you confused?"
- **Encourage problemsolving/thinking.** For example: Instead of "What did you think was going to happen when you don't think?" say "So, what do you think would have been a better way to handle that?"

Listening and observing—Youth feel more comfortable bringing issues and situations to their parents when they know they will be listened to and not be accused.

Reducing Emotion

Sometimes talking with children brings up strong feelings that interfere with clear thinking. Following the CALM steps can help a parent keep the conversation moving in the right direction.

C Control your thoughts and your actions.


A Assess and decide if you are too upset to continue.

L Leave the situation if you are feeling too angry or upset.

M Make a plan to deal with the situation within 24 hours.

Extra Tips

- Be present and tuned in.
- Show understanding.
- Listen with respect.
- Be interested.
- Avoid negative emotions.
- Give encouragement.



Encouragement

Encouragement is key to building confidence and a strong sense of self and helps parents to promote cooperation and reduce conflict. Many successful people remember the encouragement of a parent, teacher, or other adult. Consistent encouragement helps youth feel good about themselves and gives them confidence to

- Try new activities
- Develop new friendships
- Tackle difficult tasks
- Explore their creativity

Encouragement promotes a strong sense of self because it sends three main messages to your child:

You can do it! Youth believe they can do things if parents

- Help them break a problem down into smaller parts
- Remind them of their strengths and past successes
- Encourage them by sharing how they have dealt with challenges

You have good ideas! Youth believe they have good ideas if parents

- Ask them to share their opinions and feelings
- Listen to what they have to say
- Ask them for input concerning family plans and events
- Ask them for ideas to solve family problems

You are important! Youth know they are important if parents

- Remember what they have told you
- Make time for them each day
- Attend school and extracurricular activities
- Let them know that you are thinking about them when you can't be with them
- Display things they have made and recognitions they receive from school or the community

Practices that are Discouraging

- Being sarcastic or negative about a child's ability to be successful
- Comparing a child to brothers and sisters
- Taking over when a child's progress is slow
- Reminding your child of past failures

Examples of Encouraging Words

- "I know that wasn't easy."
- "You did such an awesome job!"
- "Keep on trying."
- "You are very good at that."
- "You are learning a lot."
- "I like the way you did that."
- "I can tell you've been practicing."
- "It's great to see you working so hard!"
- "I'm so proud of you."

FAMILY CHECKUP

POSITIVE PARENTING
PREVENTS DRUG ABUSE

Negotiation

Negotiating solutions offers parents a way to work together to solve problems, make changes, promote and improve cooperation, and teach youth how to:

- Focus on solutions rather than problems
- Think through possible outcomes of behavior
- Develop communication skills

Set Up for Success

When:

Select an unemotional or regularly scheduled time (not in the middle of a problem).

Where:

Choose a neutral place with few distractions.

How:

- Choose problems that are small and specific!
- State the problem neutrally.
- Recognize the other person's positive behavior.
- Accept part of the responsibility for the problem.
- Restate what you hear, show understanding, and stop if you get too upset.

Problemsolving Traps

- Don't try to solve hot issues.
- Don't blame the other person or put the other person down.
- Don't defend yourself—try to let it go.
- Don't make assumptions about another person's intentions.
- Don't bring up the past—avoid using words such as “always” and “never.”
- Don't lecture—a simple statement will get your point across better.

The Steps to Problemsolving

Brainstorm—open your mind to all ideas:

- Try to come up with three ideas each.
- Any idea is good—even ones that seem silly.
- Take turns coming up with ideas.

Evaluate your list of ideas:


- Go through and list the pluses and minuses of each idea.

Choose a solution:

- Combine ideas if needed.
- All of you should agree on the chosen solution.

Follow Up

- Check in with each other after you have tried your solution a couple of times to see how it is working.
- If it isn't working, go back to your list of ideas.
- If necessary, start over with some more brainstorming.



Setting Limits

Setting Limits helps parents teach self-control and responsibility, show caring, and provide safe boundaries. It also provides youth with guidelines and teaches them the importance of following rules. This is a two-step process:

Step 1: Setting Rules

- Make clear simple, specific rules.
- Make sure your child understands your rules.
- Have a list of consequences.
- Be ready to follow through.

Step 2: Following Up

Research shows that parents are most effective in setting limits when they follow up right away. Youth are more likely to follow rules if they know you are checking up on them and will enforce the consequences consistently.

- Give a consequence when rules are broken.
- Offer encouragement when rules are followed.

Testing limits is a natural part of growing up, but it presents a special challenge for parents. Often our first reactions may come from fear for our child’s safety, or anger at being disobeyed. The **SANE** guidelines can help parents establish appropriate consequences when youth break rules.

S Small consequences are better

A Avoid consequences that punish you

N Nonabusive responses

E Effective consequences (are under your control and non-rewarding to your child)

Youth may get angry, act out, or become isolated when parents enforce consequences. Your child is testing you and your limits. Don’t react. Be consistent with your rules.

Extra Tips

- State the limit and the consequence clearly.
- Catch the problem early.
- Avoid arguments and threats.
- Remember to use a firm and calm tone of voice.
- Follow through each time a limit is stretched or a rule is broken.
- Offer encouragement each time a rule is followed.

FAMILY CHECKUP

POSITIVE PARENTING
PREVENTS DRUG ABUSE

Supervision

Supervision is the centerpiece of effective parenting during childhood. When youth begin to spend more and more time away from home, monitoring their behavior and whereabouts is challenging. Supervision helps parents recognize developing problems, promote safety, and stay involved.

The 4 Cs of supervision can help you with this difficult task:

Clear Rules—Have a few non-negotiable rules about your child’s behavior and state them clearly! For example:

- “Give me a phone number for any place you will be.”
- “I need 24-hour notice for spending the night or going to a party, dance, or other special event.” (This gives you time to check out the event.)
- “No friends at the house when I am not at home.”

Communication—Regular communication with other parents and teachers

- Keeps you involved in your child’s activities
- Creates resources to deal with problems and builds a strong safety network for your child
- Informs you of dangerous places or people

Checking Up—This lets your child know that you care about his or her safety and that your rules are important. This is hard for some of us because we want to trust our children and they may resist our efforts.

- When your child gives you the phone number of a friend, call it and talk to the parent.
- Meet all the parents of your child’s friends to make sure new situations are safe and supervised.
- Find out about the parties and special events your child wants to attend to make sure that responsible adults will be supervising.


Consistency—Supervision is most effective when parents set clear limits and follow through with consequences for misbehavior. Also, be consistent with giving praise and incentives when a rule is followed.

How do you supervise when you are not at home?

- Know your child’s schedule.
- Call your child at varying times.
- Have your child check in with you or other caregivers when he or she reaches home.
- Have your child check in when he or she reaches his or her destination.
- Surprise your child with a random visit or call.
- Remain in communication with adults who interact with your child.

Extra Tips

- Stay involved.
- Spend time listening to your child.
- Know who your child’s friends are and watch your child interact with them and others.
- Talk to the parent(s) of your child’s friends.



Knowing Your Child's Friends

Childhood is a period of major growth and change. Youth tend to be uncertain about themselves and how they “fit in” and at times they can feel overwhelmed by a need to please and impress their friends. These feelings can leave children open to peer pressure. Knowing your child's friends and peers helps parents improve communication, reduce conflict, and teach responsibility.

You can help your child and increase your influence by

Knowing your child's friends in the neighborhood and at school:

- Communicate with friends and their parents whenever possible.
- Go to school—observe school behavior and who your child spends time with.
- Observe behaviors, speech, and attitude and acknowledge and encourage positive behavior.

Staying involved in your child's activities:

- Help your child understand his/her feelings.
- Discuss your child's new ideas.
- Be responsible for sex and drug information.
- Share your values and beliefs; it gives your child a base to work from.

Talking to your child when a concern comes up, such as

- Spending time with friends you don't know
- Changes in speech and attitude
- Changes in schoolwork
- Lying and sneaking around

Peer Influence

Youth do not always make wise choices in picking friends. Help them see what qualities they should value in friends—such as honesty, school involvement, respect.

To decrease negative peer influence, spend time together and try these ideas:

- Play board/outdoor games.
- Read with your child or tell family stories.
- Encourage your child's interests (drawing, scientific curiosity, music, cooking...).
- Include your child in social/cultural events in the community.
- Include your child's friends in family activities.

Extra Tips

- Keep lines of communication open.
- Be patient and observe; don't react—it may pass.